



# Play with Clay Schedule


2016 Through Aug 2017




The first Friday evening of each month from 6-8 PM, Arbutus offers an informal 2 hour “Play with Clay” class. There will always be a guided theme project but experienced students are encouraged to design their own projects (working with the instructor to tailor the project to this short timeline.) Additionally, students will have the option to glaze and fire their projects at a second meeting on the 3<sup>rd</sup> Friday of the month 6-8 PM. \$40 class fee includes clay, glaze and firing.

Play with Clay is intended for adults. Beer and wine are available for purchase!

Register on our website: [www.arbutusfolkschool.org](http://www.arbutusfolkschool.org)

Date	Theme	Project	Pictures
Aug 5 2016	Fermentation Accessories.	We will create functional and decorative inserts suitable for 32 oz. Mason jars to help keep the vegetables in sealed in liquid while fermenting. Experienced students can try their hand at making a small fermentation crock.	
Sept 2 2016	Salt and pepper cellars and olive dishes.	Based on Nicole’s Tavola Di Mama line, we’ll create individual salt and pepper cellars and olive dishes.	

<p>Oct 7 2016</p>	<p>Candle Holder Set</p>	<p>Incise your candle holder with your choice of Halloween, Samhain or other decoration. Participants will create a set of 3.</p>	
<p>Nov 4 2016</p>	<p>Gravy Boat</p>	<p>Add this handmade piece to your table top</p>	
<p>Dec 2</p>	<p>Winter Ornaments/ candy dish.</p>	<p>Participants will create a set of 3 ornaments and/or a candy dish</p>	
<p>Jan 6 2017</p>	<p>Flower Power Flower Bricks</p>	<p>There is nothing nicer than some flowers to brighten up these winter days! The guided project for this month is flower bricks. We will create simple flower bricks that will brighten up your dinner table or office, adding a homemade touch to your flower arrangements.</p>	

<p><b>Feb 3 2017</b></p>	<p>Date Night: Matching Mugs.</p>	<p>Whether you're sharing coffee in the morning or having tea apart, feel close to your sweetie when you use one of two mugs you create together. Each participant will create a slab built mug and dates will work together to create a set. They might match exactly or they might complement each other, either way, they'll be great! Each participant will pay an individual class fee.</p>	
<p><b>Mar 3 2017</b></p>	<p>St. Patty's Clay: Beer Steins</p>	<p>Each participant will create a personalized slab built beer stein. Also good for root beer floats!</p>	
<p><b>April 7 2017</b></p>	<p>Textured Slab Vases/Set of bud vases</p>	<p>April showers bring May flowers and in the workshop we will create large and small vases to hold all the wild flowers you can pick next month. Makes a great Mother's or Father's Day gift!</p>	



<p>May 5 2017</p>	<p>Garden Creature</p>	<p>Participants will create garden creatures to look over their gardens. Will your creature be cute or creepy?</p>	
<p>June 2 2017</p>	<p>Set of Wall Pockets</p>	<p>The wall pockets will hold just about anything. Personalize yours for the office, kitchen, bathroom or studio.</p>	
<p>July 7 2017</p>	<p>Ice Cream Bowls</p>	<p>Create a 1 or 2 pinch bowls perfect for ice cream.</p>	
<p>Aug 4 2017</p>	<p>Indoor Planters</p>	<p>As the weather cools down, bring our favorite plant inside with this planter and glazed saucer to catch water.</p>	